

# How can we talk to each other today?

- ✓ Unmute your mic and use your speaking voice
- ✓ Type into the chat box for questions, comments, and sharing information such as web addresses
- ✓ Use the stamps and other features from the Annotations functions we practiced earlier
- ✓ If your connection/voice/video begin to go “wonky” turn your video off. That will save bandwidth for your voice. You will still see what is shared onscreen, including the chat box.

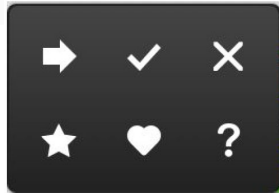
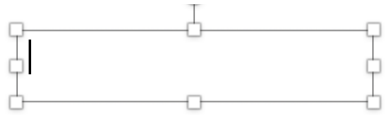
You are viewing Heather Wilson's screen

View Options ▾

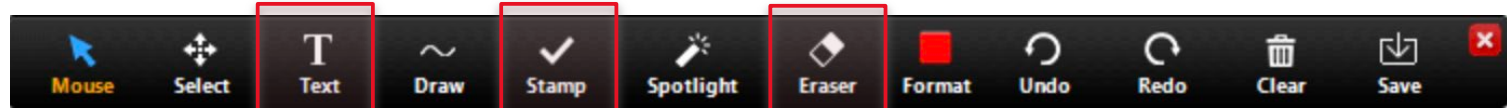
At top of screen when host is sharing screen

Adding text and stamps to a shared screen

- ✓ Fit to Window
- 50%
- 100% (Original Size)
- 150%
- 200%
- 300%
- Exit Full Screen
- Annotate
- Hide Video Panel
- Side-by-side Mode
- Stop Participant's Sharing



Annotate tool bar will appear



To type on screen

To insert a stamp

Be careful to only erase your own items

# Group Discussion: Victories

- What work successes, adaptations, and bright spots have you or your organization discovered during the pandemic?

# Group Discussion: Challenges

- What are challenges your community is facing regarding cancer control?
- Are there gaps or needs not being met?

# Group Discussion: Role of DCCs

- What opportunities exist for partnerships?
- What do you want from DCC that makes best use and worthy of your time investment?

# Group Discussion: Role of DCCs

- How can we communicate effectively during the Pandemic?

# Next Steps

- ✓ Please complete the evaluation you will receive following our meeting. Your feedback is essential to moving plans forward.
- ✓ You will receive an electronic packet of information relevant to today's discussion and key focus areas.
- ✓ I will reach out to you to schedule our next DCC meeting, which will go more in depth about input to revise the Ky. Cancer Action Plan, and the District Project which includes funding for community cancer control!

Wynona Padgett  
RCCS Lake Cumberland  
Wynona.Padgett@uky.edu



## Lung Cancer by Area Development District in KY, 2013-2017

Area Development District	High School Education, 2013-2017		Current Smoker, 2001-2005		Age-Adjusted Incidence		Age-Adjusted Mortality		Overall Rank
	Percent	Rank	Percent	Rank	Rate	Rank	Rate	Rank	
Kentucky River	73.4	2	35.7	1	121.9	1	91.9	1	5
Cumberland Valley	73.3	1	35.5	2	114.3	3	86.2	2	8
Big Sandy	75.4	3	35.5	2	116.5	2	79.0	3	10
Buffalo Trace	80.1	5	33.0	4	101.1	5	78.0	4	18
Gateway	80.1	5	32.0	6	102.6	4	76.6	5	20
Lake Cumberland	78.0	4	31.1	9	97.7	6	70.8	6	25
Fivco	84.3	9	32.5	5	95.8	7	64.9	8	29
Barren River	83.3	7	31.8	7	91.6	10	64.0	9	33
Lincoln Trail	86.8	12	31.1	9	93.6	9	66.1	7	37
Pennyrile	84.2	8	31.3	8	85.9	11	61.0	11	38
Green River	86.4	11	30.3	11	94.6	8	62.2	10	40
Northern Kentucky	89.4	14	29.0	12	85.2	12	56.6	13	51
Bluegrass	87.5	13	28.2	15	83.3	14	58.4	12	54
Kipda	89.4	14	28.6	13	84.4	13	54.9	14	54
Purchase	86.3	10	28.5	14	78.0	15	54.7	15	54

## Colorectal Cancer by Area Development District in KY, 2013-2017

Area Development District	High School Education, 2013-2017		Colonoscopy Rate, 2012		Late Stage Incidence (%)		Overall Rank
	Percent	Rank	Percent	Rank	Percent	Rank	
Cumberland Valley	73.3	1	61.2	4	61.6	3	8
Kentucky River	73.4	2	57.0	1	57.1	7	10
Big Sandy	75.4	3	59.5	3	58.8	5	11
Buffalo Trace	80.1	5	62.4	5	63.1	1	11
Gateway	80.1	5	57.2	2	56.7	8	15
Lake Cumberland	78.0	4	63.1	6	57.8	6	16
Barren River	83.3	7	64.8	8	59.6	4	19
Northern Kentucky	89.4	14	64.7	7	62.8	2	23
Fivco	84.3	9	68.0	9	55.3	12	30
Pennyrile	84.2	8	69.5	11	51.8	14	33
Green River	86.4	11	73.0	14	56.6	9	34
Lincoln Trail	86.8	12	68.6	10	53.2	13	35
Bluegrass	87.5	13	71.1	12	56.3	11	36
Kipda	89.4	14	71.3	13	56.5	10	37
Purchase	86.3	10	74.1	15	48.9	15	40

## Female Breast Cancer by Area Development District in KY, 2013-2017

Area Development District	High School Education, 2013-2017		Mammography Rate(%) 2012, 2014		Age-Adjusted Incidence		Late Stage Incidence (%)		Overall Rank
	Percent	Rank	Percent	Rank	Rate	Rank	Percent	Rank	
Gateway	80.1	5	59.1	1	124.7	1	38.3	3	10
Cumberland Valley	73.3	1	66.7	5	147.7	5	39.6	1	12
Big Sandy	75.4	3	65.1	4	153.3	7	38.9	2	16
Pennyrile	84.2	8	68.4	7	139.5	3	36.4	5	23
Kentucky River	73.4	2	69.6	11	153.0	6	35.7	6	25
Barren River	83.3	7	67.5	6	143.5	4	34.7	8	25
Lincoln Trail	86.8	12	71.7	12	135.2	2	38.0	4	30
Northern Kentucky	89.4	14	64.3	3	153.5	8	34.6	9	34
Fivco	84.3	9	68.8	9	162.8	10	34.9	7	35
Bluegrass	87.5	13	62.7	2	156.7	9	32.6	11	35
Lake Cumberland	78.0	4	68.8	9	163.8	13	32.7	10	36
Green River	86.4	11	68.7	8	163.6	11	31.5	12	42
Buffalo Trace	80.1	5	73.2	14	173.0	15	29.2	15	49
Purchase	86.3	10	75.1	15	163.6	11	29.7	14	50
Kipda	89.4	14	72.0	13	165.2	14	30.7	13	54